



US00D574853S

(12) **United States Design Patent**
Harbert

(10) **Patent No.:** **US D574,853 S**

(45) **Date of Patent:** **** Aug. 12, 2008**

(54) **ROCKER ARM COVER**

(76) Inventor: **Richard H. Harbert**, 6700 Waterton Cir., Mukilteo, WA (US) 98275-2774

(**) Term: **14 Years**

(21) Appl. No.: **29/252,382**

(22) Filed: **Jan. 20, 2006**

(51) **LOC (8) Cl.** **15-01**

(52) **U.S. Cl.** **D15/5**

(58) **Field of Classification Search** D15/1-5;
123/90.38, 195 C, 198 R, 198 C, 198 E, 647;
D12/400

See application file for complete search history.

(56) **References Cited**

U.S. PATENT DOCUMENTS

D305,767	S *	1/1990	Tauschke	D15/5
5,365,901	A *	11/1994	Kiczek	123/195 C
6,494,193	B2 *	12/2002	Weingaertner et al.	123/647
D541,300	S *	4/2007	Geisheker et al.	D15/5
D543,998	S *	6/2007	Platt	D15/5
D544,498	S *	6/2007	Keidl et al.	D15/5
2005/0132997	A1 *	6/2005	Vargas	123/195 C
2006/0070599	A1 *	4/2006	Nonogaki et al.	123/195 C
2007/0169734	A1 *	7/2007	Harbert	123/90.38

* cited by examiner

Primary Examiner—Ian Simmons
Assistant Examiner—Wan Laymon
(74) *Attorney, Agent, or Firm*—Innovation Law Group, Ltd.;
Jacques M. Dulin, Esq.

(57) **CLAIM**

The ornamental design for a rocker arm cover, as shown and described.

DESCRIPTION

FIG. 1 is an upper isometric view of a rocker arm cover showing my new design shown from the top;

FIG. 2 is a lower isometric view thereof shown from the bottom;

FIG. 3 is a top plan view thereof;

FIG. 4 is a front view thereof;

FIG. 5 is a bottom plan view thereof;

FIG. 6 is a rear view thereof;

FIG. 7 is a right side view thereof;

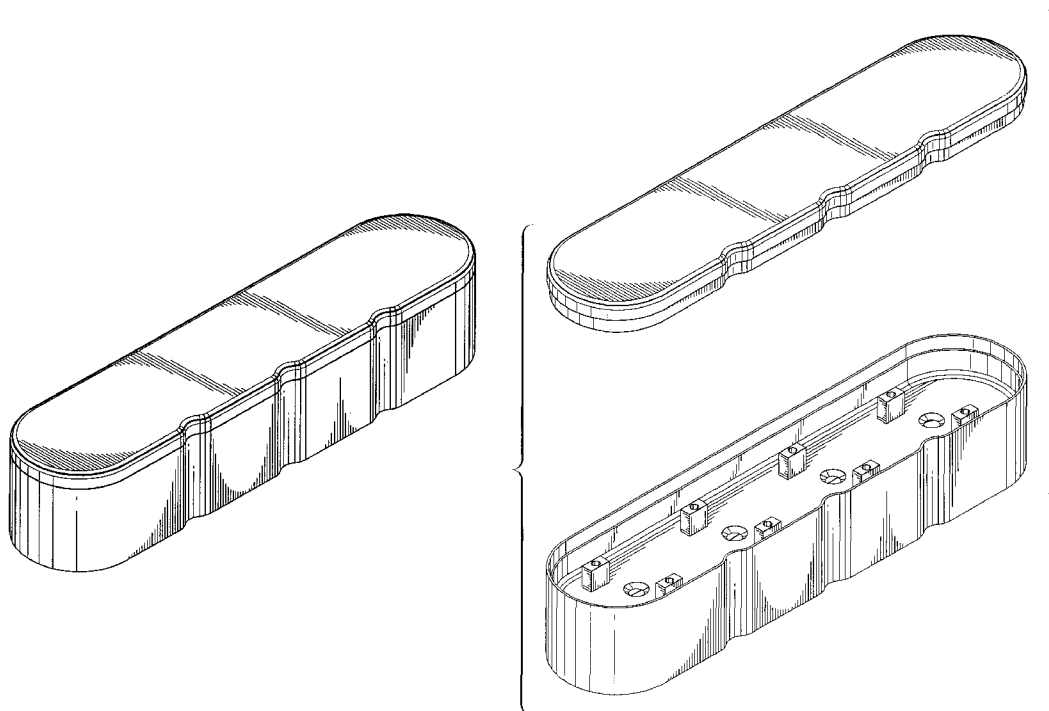
FIG. 8 is a left side view thereof;

FIG. 9 is an exploded view thereof;

FIG. 10 is a top plan view of the rocker arm cover with the Lid removed for ease of illustration; and,

FIG. 11 is a bottom plan view of the Lid portion shown in FIG. 9 with the cover removed for ease of illustration.

1 Claim, 4 Drawing Sheets



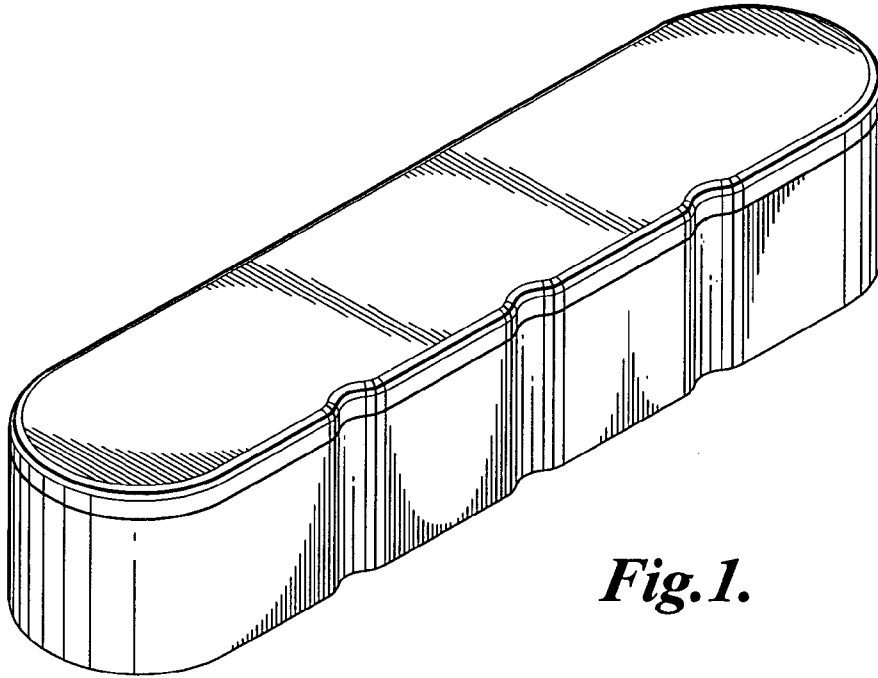


Fig. 1.

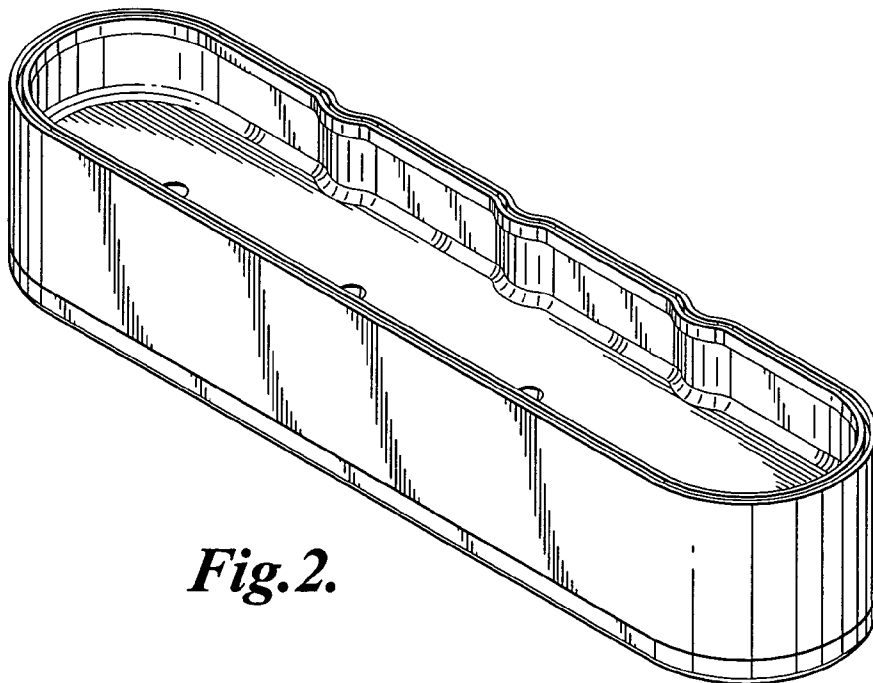


Fig. 2.

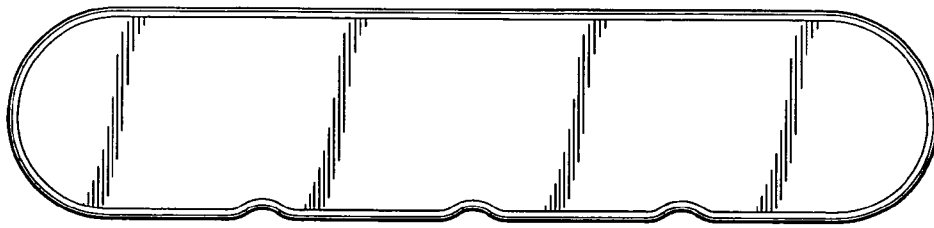


Fig. 3.

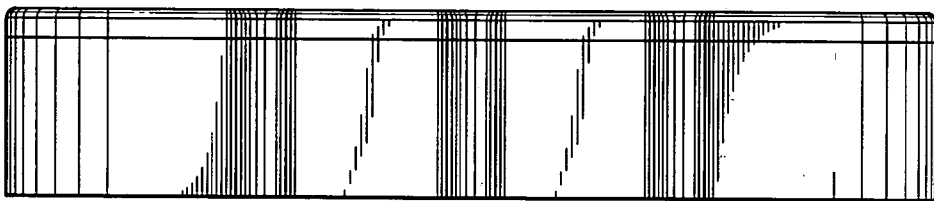


Fig. 4.

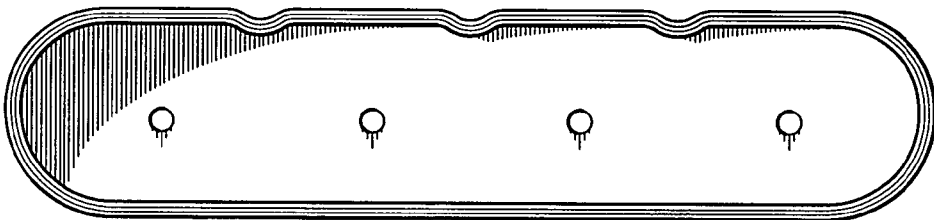


Fig. 5.

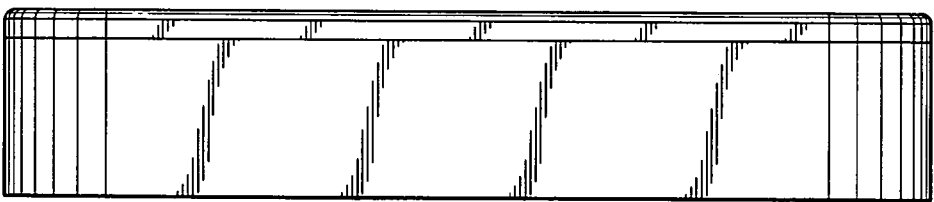


Fig. 6.

Fig. 7.





Fig. 8.



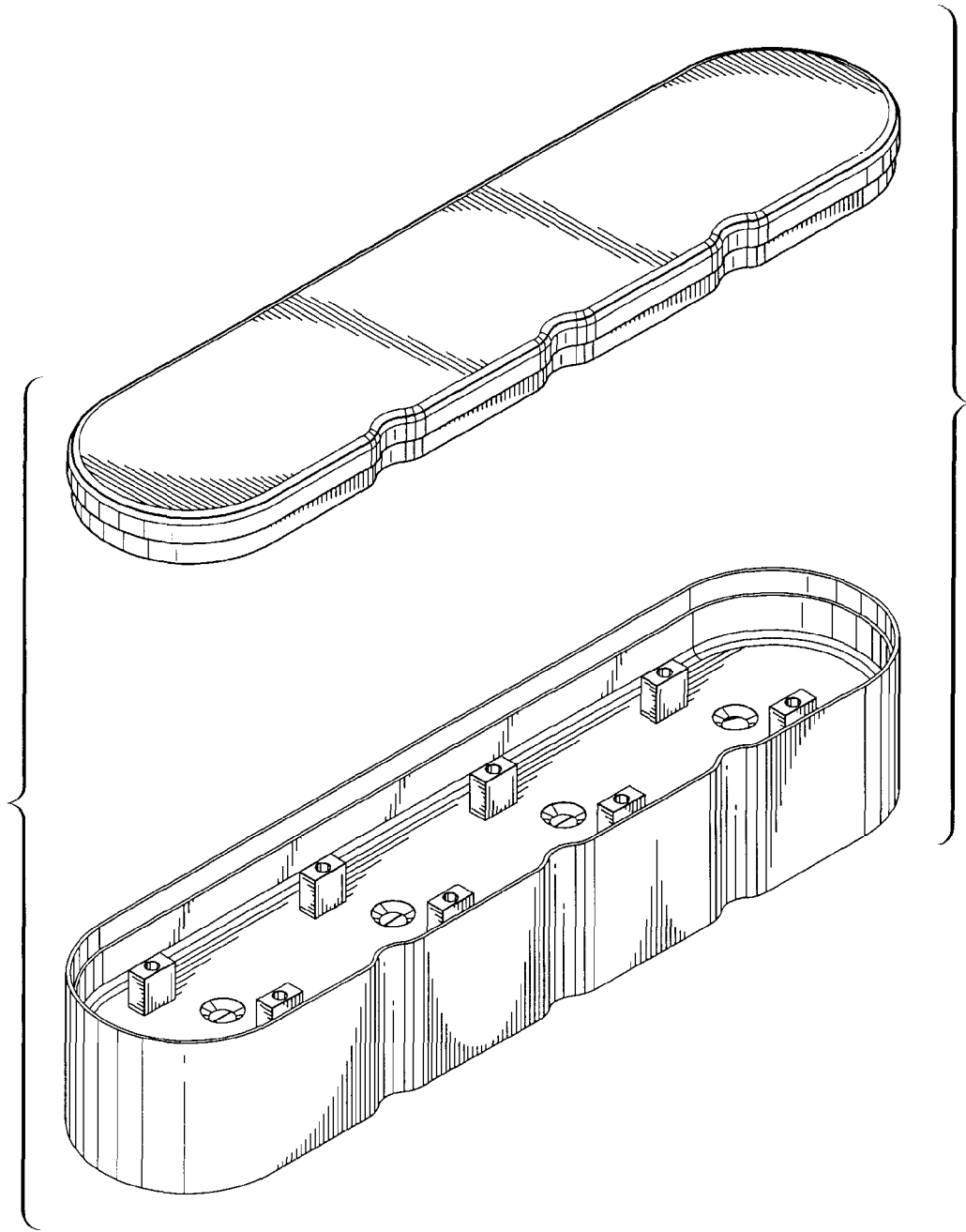


Fig. 9.

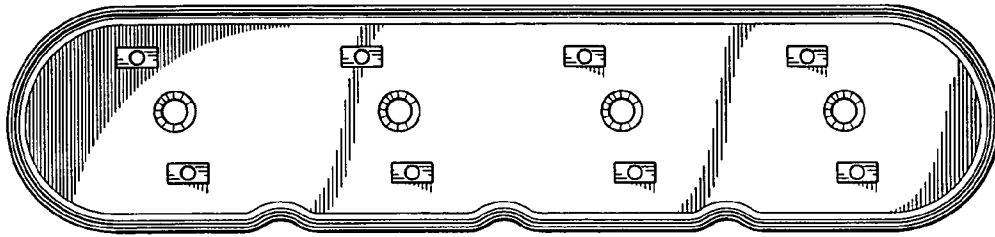


Fig.10.

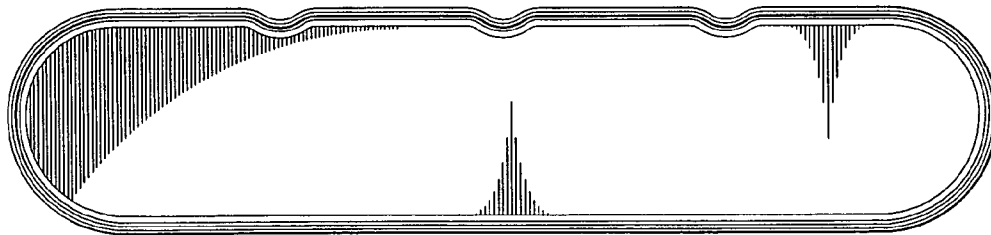


Fig.11.